



THE OHIO STATE UNIVERSITY

Ohio State pre-enrollment programs:
Demographics, participation, and
retention



Julie Schultz

Associate Director

Undergraduate Admissions,
University Orientation, and First
Year Experience



Todd Suddeth, PhD

Executive Director

Student Life Multicultural Center
Office of Student Life



Agenda

- Retention Committee and PEP Subcommittee
- Theoretical Foundations of PEP
- History of PEP at Ohio State
- 2016 Demographic and Retention Data
- Committee Proposal



Retention Committee



Student Success and Retention Committee

- Began in 2014 – goal to increase first year retention
- Re-instituted with additional retention/graduation goals
- Identified strategies should also address the underperformance of sub-population

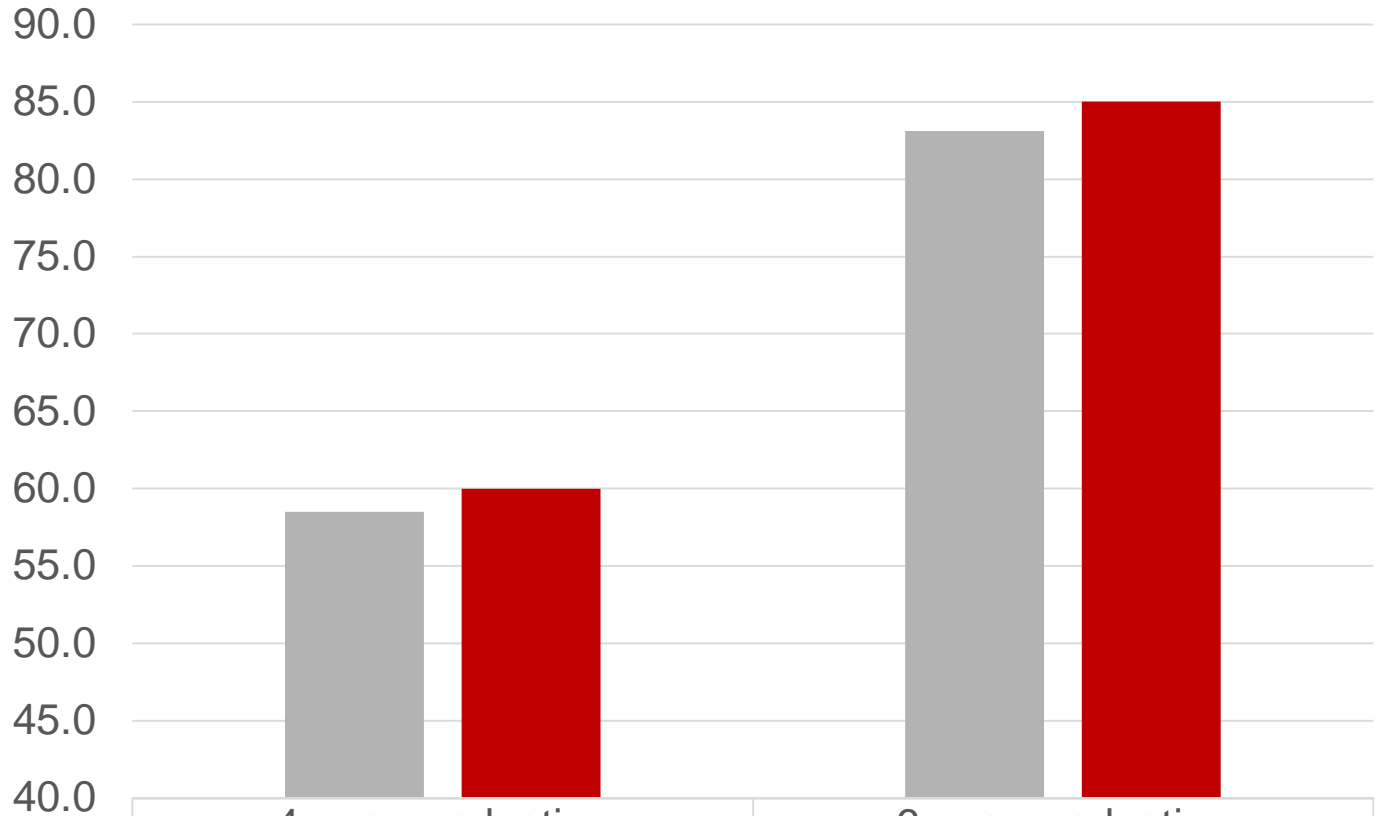


Retention Committee Working Groups

- Academic Enrichment
- Bridge Programs
- Coordinated Course Availability
- Commuter Students
- Marketing and Communications
- Early Semester Grades
- Pre Enrollment
- Research and Assessment
- Student Success Intervention Team
- Supplemental Instruction
- Survey Course



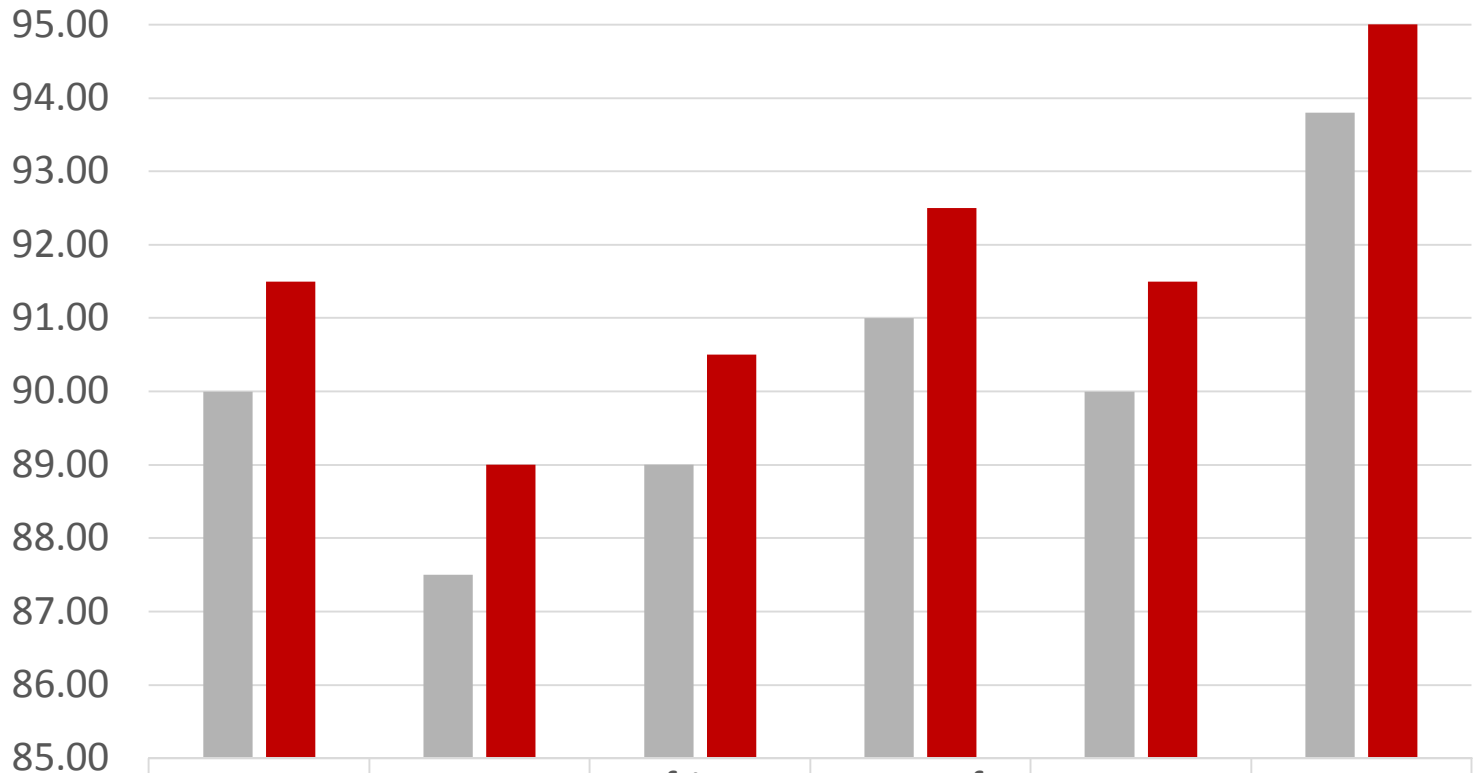
2020 Graduation Goals



■ Current (2015)	58.5	83.1
■ Goal	60.0	85.0



2020 Retention Goals



	First Gen	Commuter	African American	Men of Color	Low-Income	Overall
■ Current (2015)	90.00	87.50	89.00	91.00	90.00	93.80
■ 2020 Goal	91.50	89.00	90.50	92.50	91.50	95.00



Theoretical Foundations



- Astin's Theory of Involvement (1975, 1984)
- Tinto's Theory of Student Departure (1975, 1993)
- Selznick's Social Participation Theory (1992)
- Schlossberg's Transition Theory (1995)



- Wilderness programs existed for 80 years since Dartmouth started in 1935.
- Kolb's Experiential Learning (1984)
- Outcomes
 - Aiding transition to college by transferring outdoor skills, concepts, and experiences to college setting
 - Personal growth through increased confidence, self-esteem, responsibility and self-awareness
 - Social skills, sense of community, trust in peers



- Bridge programs range widely by type, duration, focus, and content.
- Goals
 - Address common barriers for historically underrepresented and potentially at-risk students (self-confidence, realistic expectations, integration/sense of belonging, support system)
 - Development of academic and study skills
 - Address transition from high school to college



Guiding Questions

- Which groups have not yet reached parity in their representation on campus in general or in certain programs (STEM majors, honors, etc.)?
- Are certain groups missing with respect to their presence or integration to the campus community?
- Which student subpopulations seem to underperform compared to their peers?
- How do students' pathways through college and time to degree differ by demography, personal experiences, academic background, educational goals or career aspirations?



History of Pre- Enrollment Programs at OSU



Pre-Enrollment Programs

3 Types of Programs

- Leadership
- Special Eligibility
- Outdoor Adventure



Common Practices

- Centralized marketing
- Training of peer leaders
- Assessment – COASP Study





- **Common Outcomes**
 - Build relationships with peers, staff/faculty
 - Sense of belonging, feel part of Buckeye community
 - Knowledge of campus resources/support services
 - Growth mindset/resilience/grit
 - Confidence in transition
- **Additional Outcomes**
 - Study skills, goals, self-awareness
 - Introduction to city of Columbus
 - Team/group dynamics
 - Outdoor skills
 - Diversity and inclusion
 - Service, leadership, time management



Descriptions of Ohio State Pre Enrollment Programs

<http://fye.osu.edu/programs/index.html>





2016 Demographic and Retention Data



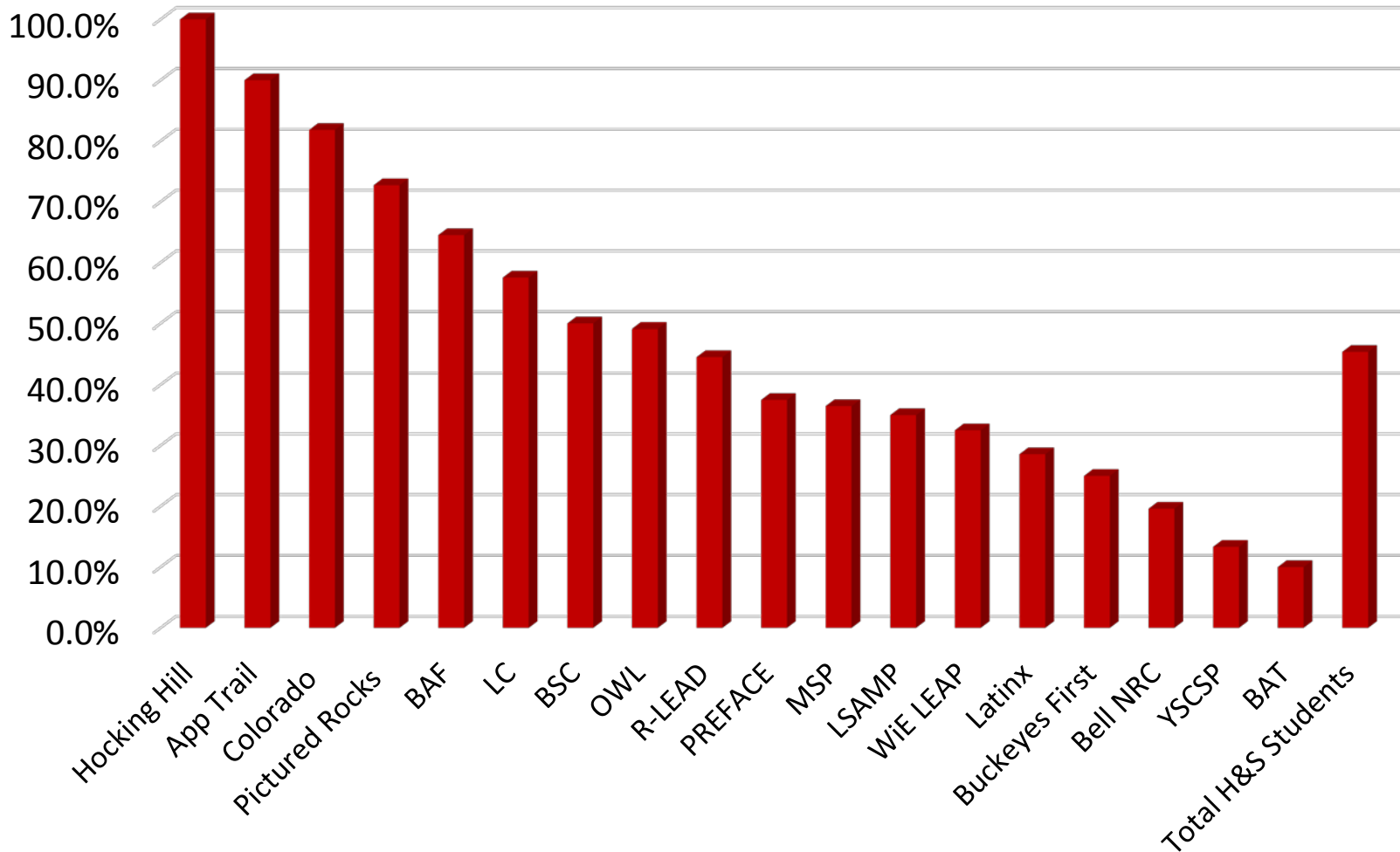
Program	Unique Students*	Participating Students
Appalachian Trail Adventure	10	10
Bell National Resource Center	51	51
Buckeye Adventures on the Gorge - Freshmen	31	31
Buckeye Adventures on the Gorge - Transfer	10	10
Buckeye Service Connection (BSC)	16	16
Buckeyes First	64	64
Colorado Rock Trip	11	11
Early Arrival for Latinx Students	35	35
Engineering PREFACE Program (PREFACE)	20	24
Hocking Hill- Front Country	20	20
Leadership Collaborative (LC)	67	73
LSAMP STEM Bridge Program (LSAMP)	17	20
Morrill Scholarship Program Early Arrival	65	74
OWL	1612	1686
R-LEAD	117	119
Sea Kayaking: Pictured Rocks Lakeshore	1	11
Women in Engineering LEAP (WiE)	40	40
Young Scholars College Success Program (YSCSP)	86	90
Total	2273	2385



State	Percent of Unique Students
Ohio	77.9%
Illinois	3.7%
Pennsylvania	2.3%
New York	1.8%
Michigan	1.4%
New Jersey	1.5%
International	1.3%
California	0.9%

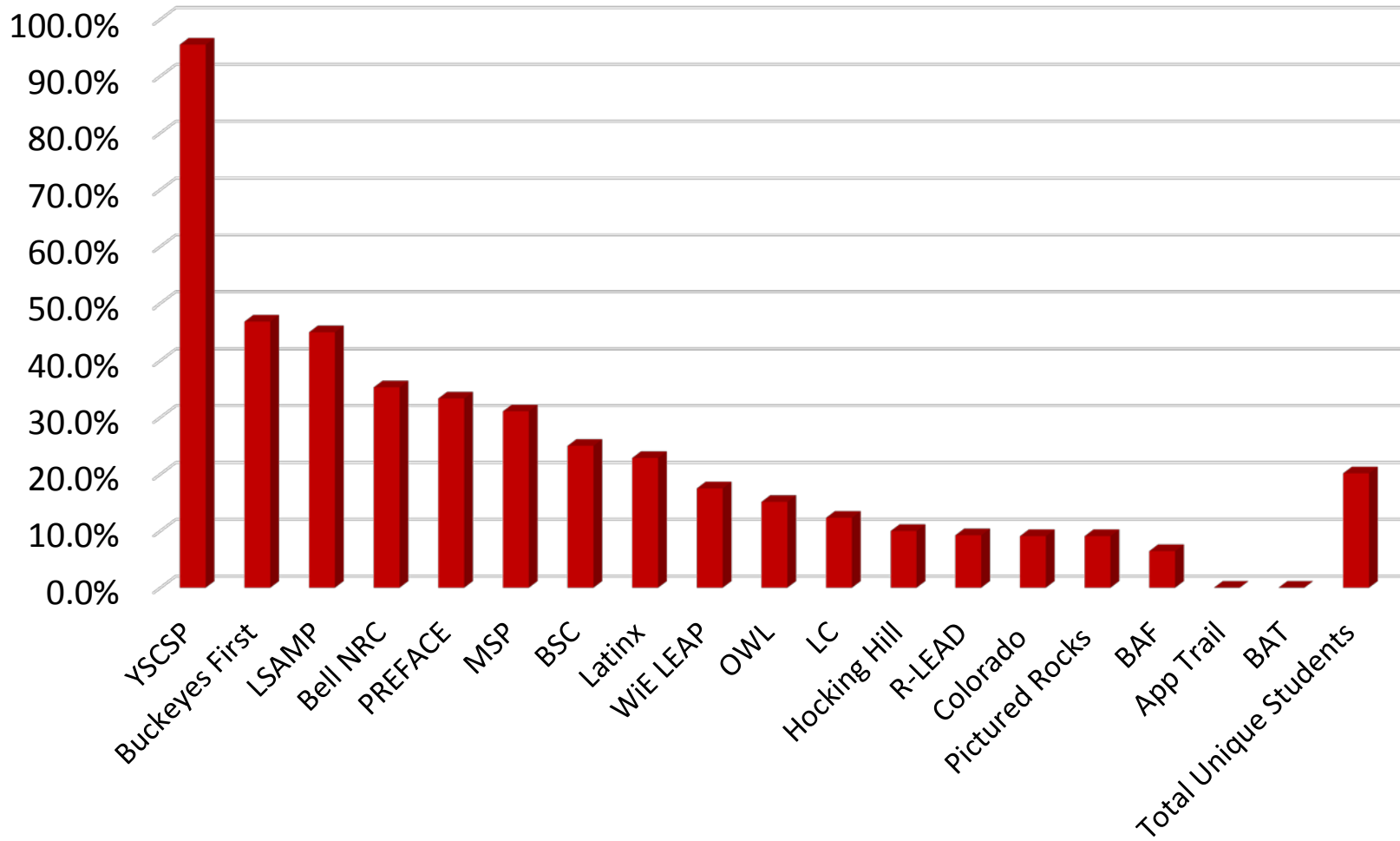


Percentage Honors and Scholars Participants



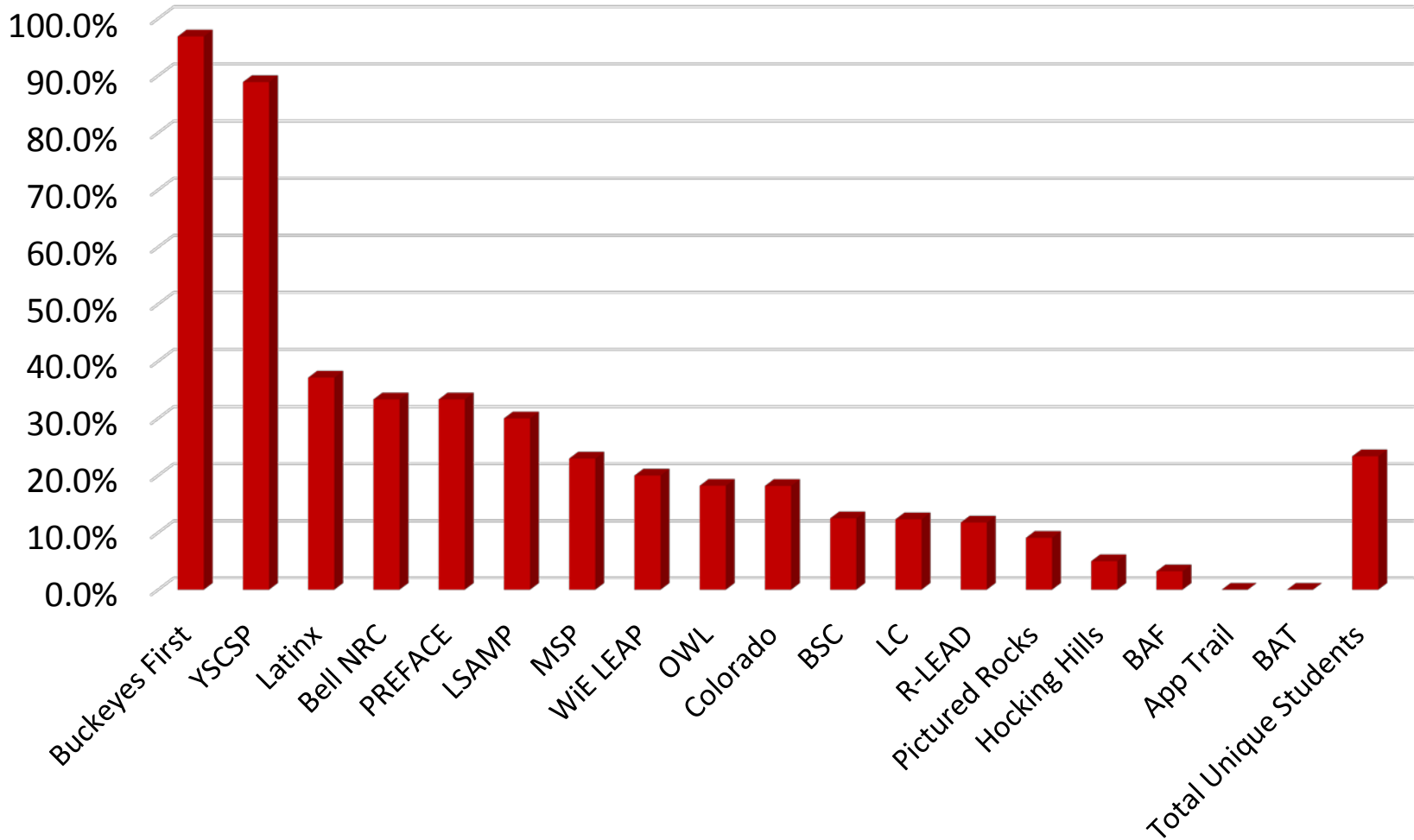


Percent of Pell Eligible Participants



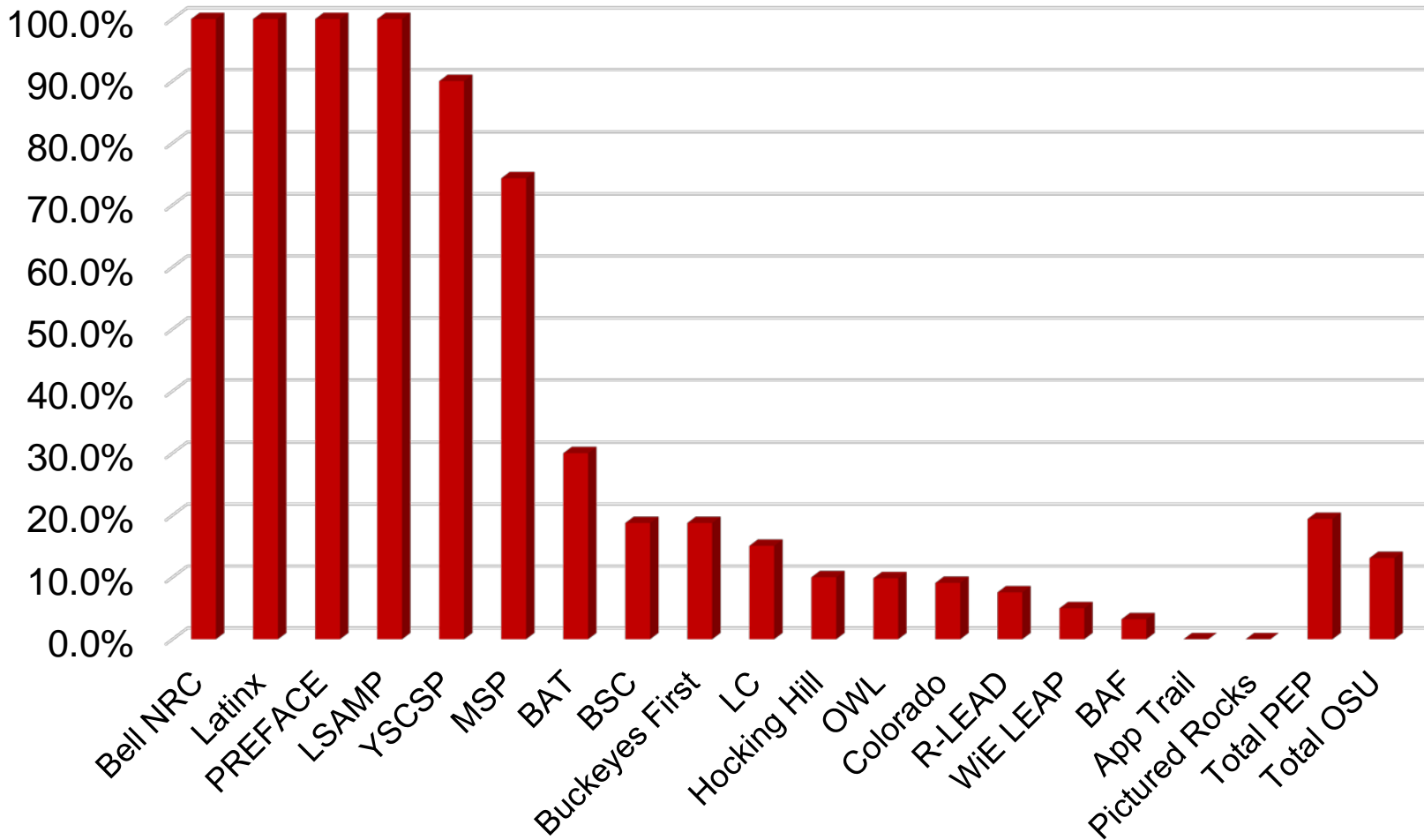


Percent of First Generation Participants





Percent of Underrepresented Minority Participants

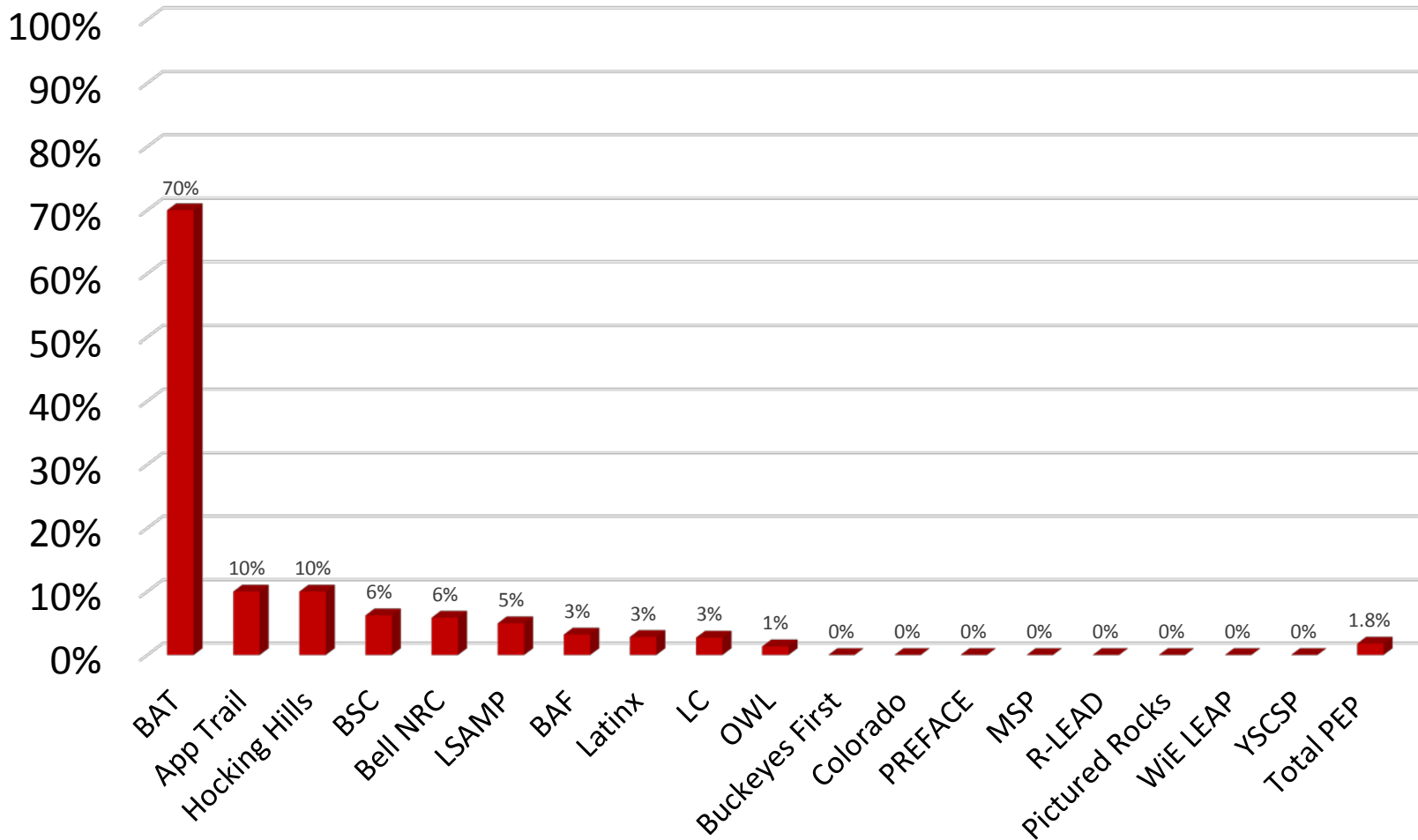




Residency by Program Type	URM > 30%	URM < 30%	All Undergrad
Resident	214	1636	34991
Non-resident	80	455	10840
Percent Resident	72.8%	78.2%	76.3%
Percent Non-Resident	27.2%	21.8%	23.7%
Total	294	2091	45831



Percent of Commuter Student Participants





	2014 Retention Rate	2015 Retention Rate
Appalachian Trail Adventure	N/A	95.0%
Buckeyes First	N/A	85.4%
Buckeye Service Connection (BSC)	100.0%	100.0%
Camp Buckeye and Buckeye Adventures (CBBA)	91.3%	100.0%
Early Arrival Program for African-American Males (EAP)	87.5%	88.9%
H&S Adirondack	100.0%	N/A
H&S Hocking Hills	100.0%	100.0%
Leadership Collaborative (LC)	97.5%	97.5%
LSAMP	N/A	90.0%
MSP Early Arrival	N/A	97.4%
OSTEP STEM Summer Bridge	73.3%	N/A
PREFACE	81.8%	87.0%
R-LEAD	92.4%	93.0%
Women in Engineering LEAP (WiE)	94.9%	94.3%
Young Scholars College Success Program (YSCSP)	75.0%	85.7%
Total	89.9%	93.0%



Committee Proposal



PEP Student and Program Funding

- Short Term (Summer 2017)
 - Participation Scholarship
 - Travel Scholarship
- Long Term (Summer 2018 and beyond)
 - Innovation Grant
 - Marketing
 - Year-long programming
 - Expand capacity
 - Additional modules/activities
 - Participate in COASP Assessment
 - Present at FOTFY conference



Questions?

Julie Schultz
614.247.4341
schultz.173@osu.edu

Todd Suddeth
614.688.8449
suddeth.1@osu.edu