

# Using the College Student Inventory to Enhance the First-Year Student-Athlete Experience

**Focusing on the First Year Conference: 2018**



# Who Are We & What Are We Covering Today?



Prince Moody – Learning Specialist

Brittany Savko – Program Manager, Student-Athlete Development

## In this session we will cover:

- What is SASSO? the CSI?
- Discuss commonalities and differences between first-year student-athletes and their non-athlete peers
- Share how SASSO utilized & plans to utilize data from CSI
- Provide an understanding of the student-athlete experience

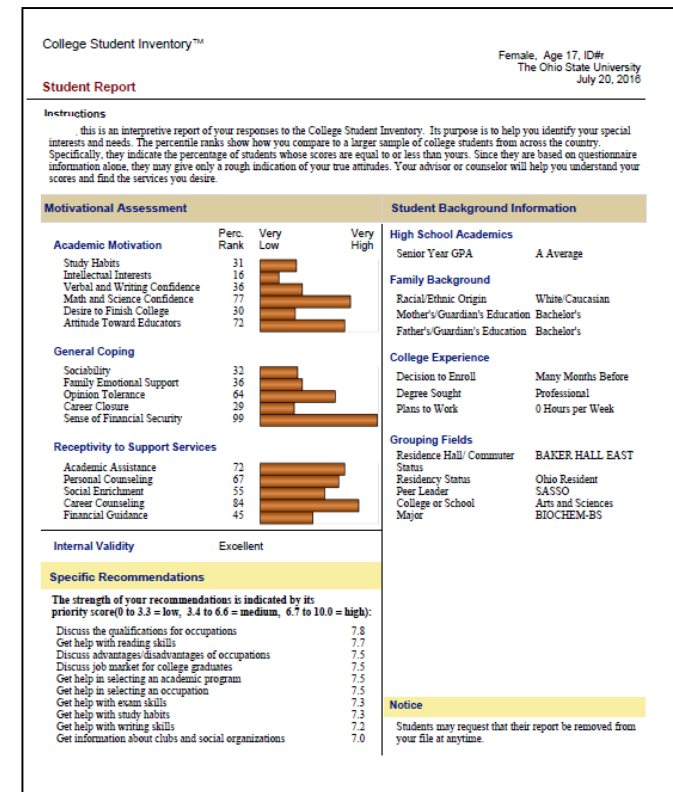
# What is SASSO?

- Student Athlete Support Services Office
- Established in 1967
- 30 full-time staff serving 1,000+ student-athletes across 36 varsity teams
  - Athletic Academic Counselors
  - Learning Specialists
  - Student-Athlete Development Staff
  - Support Staff



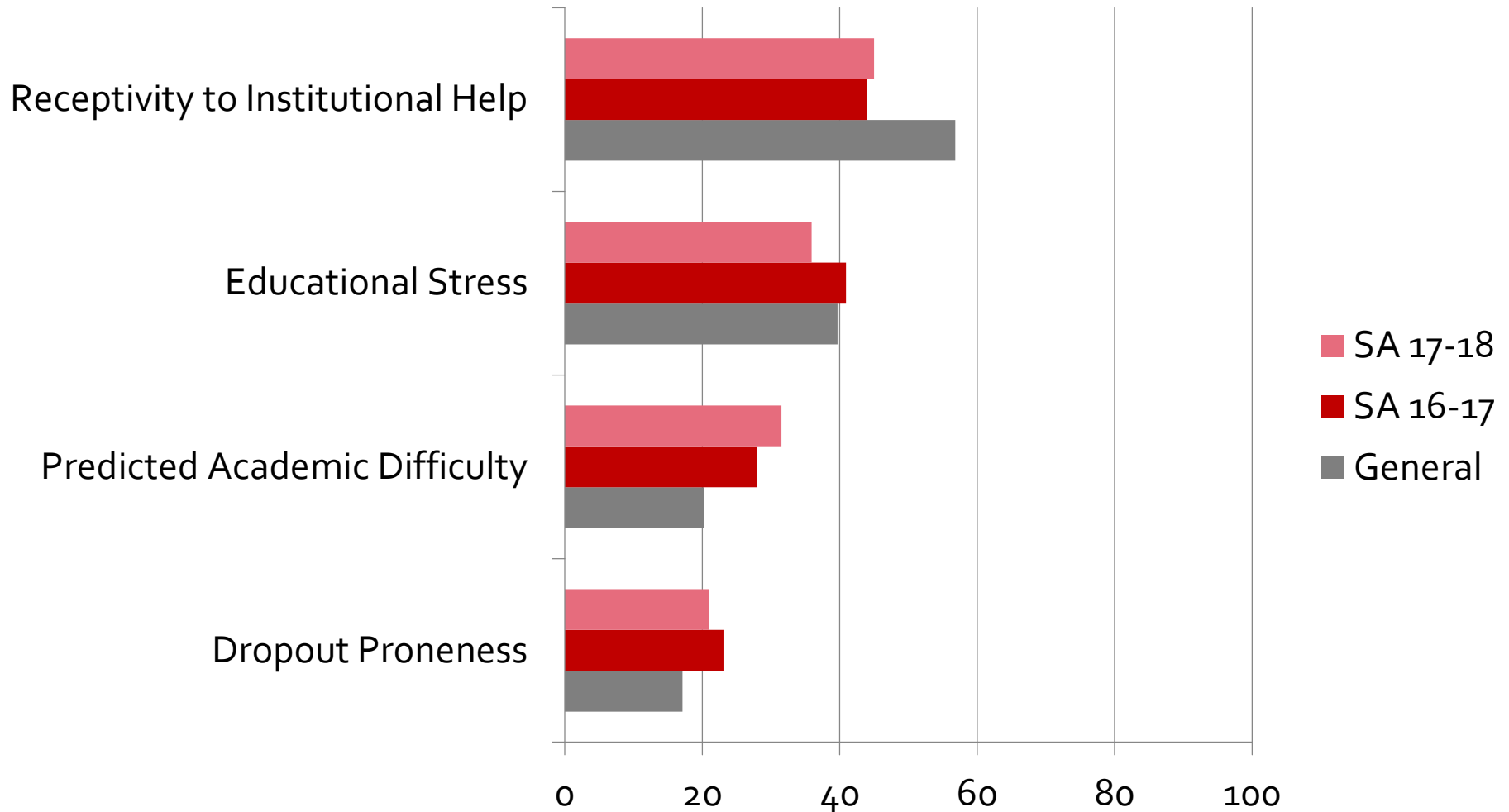
# What is the CSI?

- Early alert survey tool that identifies at risk students, used by 1400 institutions nationwide
- 100 question inventory with 17 scales
- Solution for improving student success and retention
- Helped FYE move from program approach to data-informed, peer-driven relationship building with at-risk populations
- Results include recommendations, academic motivation, coping ability, and receptivity to support, and resources

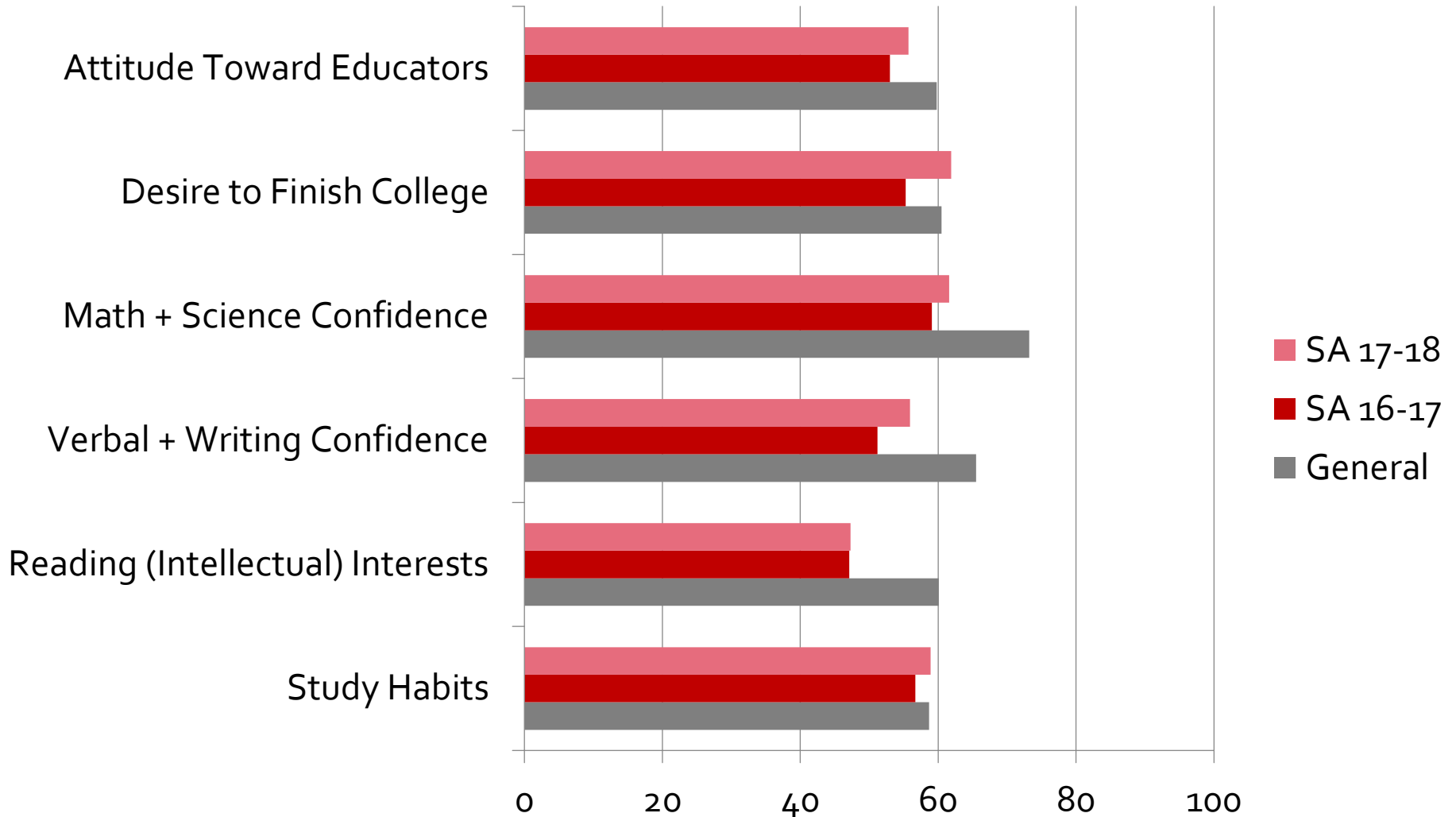




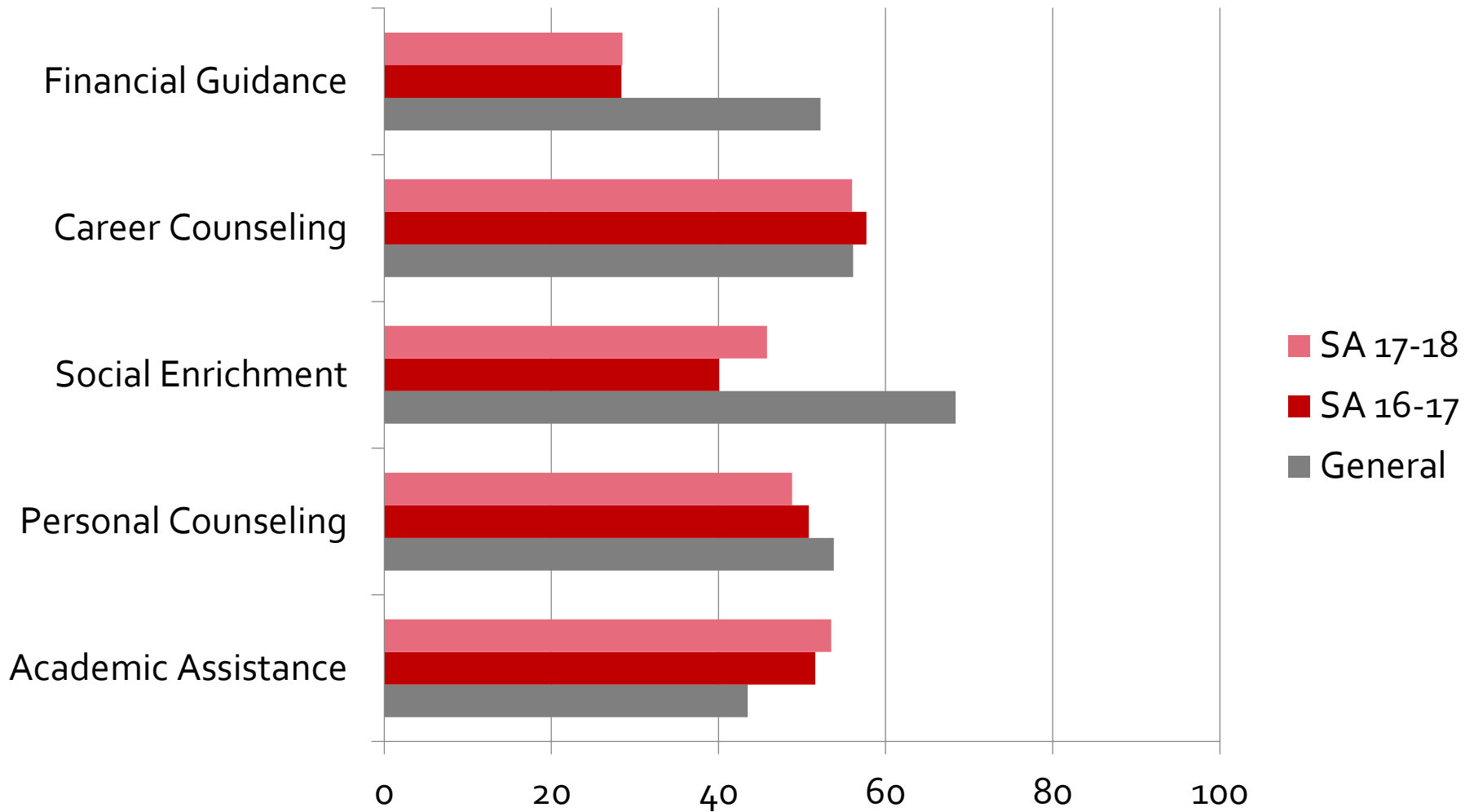
# Summary Observations



# Academic Motivation Scales

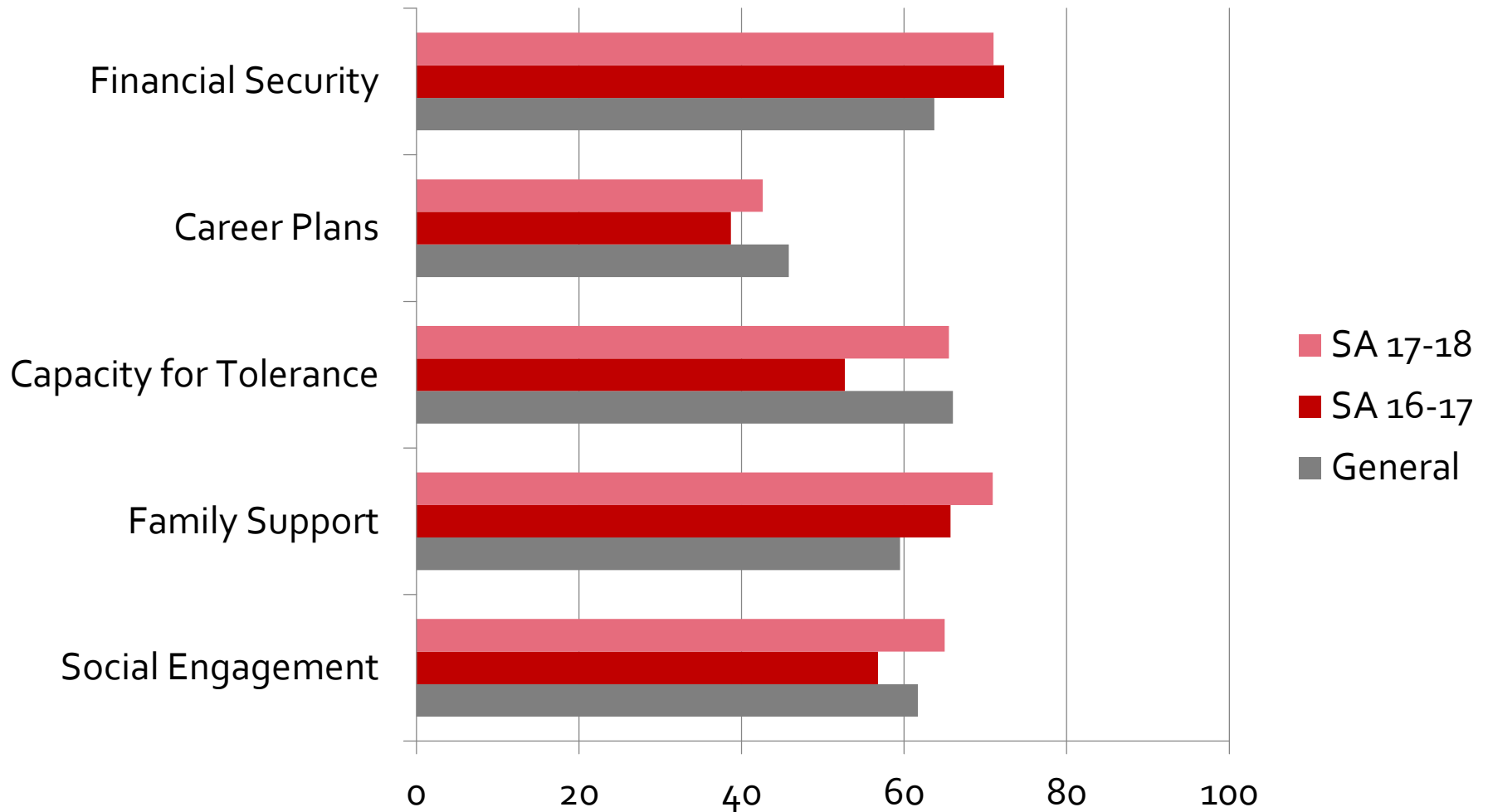


# Receptivity Scales





# General Coping Scales



# Top 10 Recommendations

## GENERAL STUDENT BODY

1. Discuss the qualifications for careers
2. Discuss job market for college graduates
3. **Get help in meeting new friends**
4. **Get information about clubs and social organizations**
5. Discuss advantages/disadvantages of careers
6. Get help in selecting a career
7. Get help in selecting an academic program
8. Get help with exam skills
9. **Get information about student activities**
10. **Get advice from an experienced student**

## STUDENT-ATHLETES

1. Get help with exam skills
2. Discuss the qualifications for careers
3. **Get help with study habits**
4. Get help in selecting a career
5. Discuss the job market for college graduates
6. Discuss the advantages/disadvantages of careers
7. Get help in selecting an academic program
8. **Get tutoring in selected areas**
9. **Get help with reading skills**
10. **Get help with writing skills**



# Individual Student Reports

College Student Inventory™

**Student Report - page 2**

**Written Interpretation**

In this section you will receive a more detailed explanation of your results. The purpose of this information is to help you develop your skills and get the most from your college experience. Take a balanced approach to reviewing and utilizing this information. Do not assume that each statement is perfectly accurate, just because it is printed in a formal manner, some statements may not fit you well. However, do not dismiss a statement just because it points to a challenge.

Keep an open mind as you consider each statement. When it seems accurate, give serious thought to any suggestions that accompany the statement. If the statement is puzzling, discuss it with someone who can help you interpret it. Approaching the information in this way can be very helpful.

**Academic Motivation**

The Dennis Learning Center is a resource for students who need help with their studies. Our staff of academic advisors can help you develop a plan of study, choose courses, and find the resources you need to succeed. Our resources include learning assistance in a number of areas, including writing, math, and science. We also offer tutoring, study groups, and test-taking strategies. They can also help you with time management, and test-taking strategies. They can also help you with time management, and test-taking strategies. They can also help you with time management, and test-taking strategies.

Female, Age 20  
The Ohio State University  
July 20, 2016

College Student Inventory™

**Student Report**

**Instructions**

This is an interpretive report of your responses to the College Student Inventory. Its purpose is to help you identify your special strengths and needs. The percentile ranks show how you compare to a larger sample of college students from across the country. Specifically, they indicate the percentage of students whose scores are equal to or less than yours. Since they are based on questionnaire information alone, they may give only a rough indication of your true abilities. Your advisor or counselor will help you understand your scores and find the services you desire.

**Motivational Assessment**

	Perct. Rank	Very Low	Very High
Academic Motivation	31	[Bar chart]	
Study Habits	16	[Bar chart]	
Individual Interest	77	[Bar chart]	
Verbal and Writing Confidence	30	[Bar chart]	
Math and Science Confidence	16	[Bar chart]	
Desire to Finish College	72	[Bar chart]	
Attitude Toward Educators		[Bar chart]	
General Coping	32	[Bar chart]	
Social Skills	36	[Bar chart]	
Family/Emotional Support	64	[Bar chart]	
Optimism	29	[Bar chart]	
Career Clarity	99	[Bar chart]	
Sense of Financial Security		[Bar chart]	
Receptivity to Support Services		[Bar chart]	
Academic Assistance	72	[Bar chart]	
Personal Counseling	67	[Bar chart]	
Social Enhancement	84	[Bar chart]	
Career Counseling	45	[Bar chart]	
Financial Guidance		[Bar chart]	

**Internal Validity** Excellent

**Specific Recommendations**

The strength of your recommendations is indicated by its priority score(s) to 3.0 = low, 3.4 to 6.6 = medium, 6.7 to 10.0 = high:

- Discuss the qualifications for occupations 7.8
- Get help with reading skills 7.7
- Discuss advantages/disadvantages of occupations 7.5
- Discuss job market for college graduates 7.5
- Discuss job market for an academic program 7.5
- Get help in selecting an occupation 7.5
- Get help with writing skills 7.3
- Get help with study habits 7.3
- Get help with writing skills 7.3
- Get help with writing skills 7.3
- Get information about clubs and social organizations 7.2

**Notice**

Students may request that their report be removed from your file at any time.

Part of the Retention Management System Plus™ from Noel-Levitz



# All SA-Specialized Reports

## Students with High Dropout Proneness

Name	Dropout Proneness	Predicted Academic Difficulty	Receptivity to Institutional Help
J	67	56	18
K	72	67	58
C	73	91	30
K	65	46	85
C	72	81	48
B	87	87	65
J	92	85	61
I	78	46	40
I	87	92	54
J	96	85	6
I	71	80	53
I	76	92	56
I	98	93	57
I	74	42	21

Total number of students on this list: 14

Students Who Need Social Enrichment

Students Who Are Highly Receptive To Institutional Help

Students with Low Sense of Financial Security

## Students Who Might Benefit from Personal Counseling With a Focus on Their Desire to Address Specific Areas

Educational Stress	Dropout Proneness	Emotional Tension	School	Family	Personal Relationship	Unhappiness	Unwanted Habits
--------------------	-------------------	-------------------	--------	--------	-----------------------	-------------	-----------------

## Students Who Might Benefit from Career Counseling With a Focus on their Desire for Specific Counseling Services

Career Closure	Receptivity to Career Counseling	Job Market for College Graduates	Qualifications for Various Jobs	Vocational Assessment	Comparison of the Advantages and Disadvantages of Various Occupations	Help in Selecting an Academic Program
----------------	----------------------------------	----------------------------------	---------------------------------	-----------------------	---	---------------------------------------

**Students Needing Academic Assistance  
With a Focus on Their Desire for Specific Academic Services**

Name	Predicted Academic Difficulty	Study Habits	Exam Skills	Writing Skills	Basic Mathematic Skills	Reading Skills	Tutoring
	83	4	7	7	7	7	7
	92	4	5	6	4	5	5
	82	6	7	7	7	6	7
	68	6	7	3	5	5	5
	66	4	4	4	4	4	4
	73	4	3	5	5	3	5
	92	7	6	5	7	7	7
	65	7	7	3	7	1	6
	74	7	7	5	7	2	7
	74	6	6	5	6	5	7
	85	6	6	6	6	6	7
	73	7	7	6	7	6	7
	92	6	6	7	5	6	7
	72	7	3	6	7	4	5
	74	6	7	5	5	5	6
	84	7	7	7	6	5	5

Total number of students on this list: 16


**Students Needing Academic Assistance  
With a Focus on Their Specific Needs**

Name	Predicted Academic Difficulty	Receptivity to Academic Assistance	Study Habits	Intellectual Interests	Verbal and Writing Confidence	Math and Science Confidence	Desire to Finish College	Attitude Toward Educators
	83	94	87	2	36	69	70	7
	92	59	46	75	46	64	48	47
	82	96	21	16	46	9	89	30
	68	70	41	70	49	69	72	99
	66	41	46	70	34	31	34	35
	73	41	26	43	36	9	38	66
	92	94	41	20	7	26	38	16
	65	68	36	2	57	22	99	2
	74	83	21	36	62	55	70	72
	74	83	67	79	36	50	89	25
	85	89	9	16	26	18	38	2
	73	96	26	20	46	34	99	91
	92	89	3	25	21	44	7	41
	72	72	18	31	15	30	34	2
	74	80	71	83	46	60	99	97
	84	90	6	13	14	8	72	41

Total number of students on this list: 16

# What's Next?

- Intentionally highlight & connect students with campus resources
- Increased training for our staff  
(study habits & academic strategies)
- Individualized Learning Plans
- Programming & target group meetings
  - New Program: Bucks Go Pro Road Trip (rising 2<sup>nd</sup> years)
  - Update Established Program: Summer Bridge
- Piloted the Mid-Year Student Assessment



[Moody.221@osu.edu](mailto:Moody.221@osu.edu)

[Savko.7@osu.edu](mailto:Savko.7@osu.edu)